



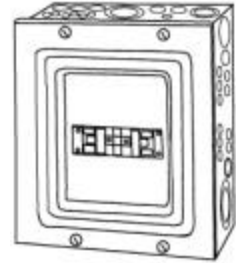
TRANSFER EQUIPMENT

TCA SERIES – Manual Transfer Panels

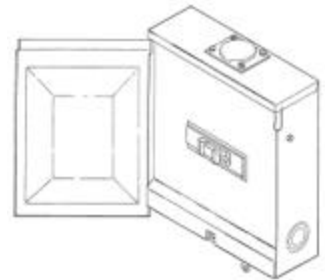
The Panel/Link TCA offers circuit breaker combinations of 60A-125A utility and 30A-125A generator. Interlinked circuit breakers keep the generator isolated from the utility at all times. The TCA is suitable for service entrance and

may be used as a main panel for a single load or to feed a sub-panel. Available in indoor and outdoor enclosures, the TCA has no provision for branch circuits.

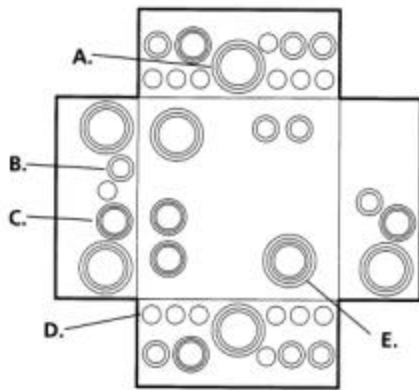
Indoor
Wgt: 10 LBS
Dimensions: 13.25"h x 11.375"w x 3.938"d



Outdoor
Wgt: 12 LBS
Dimensions: 13.25"h x 11.375"w x 3.938"d

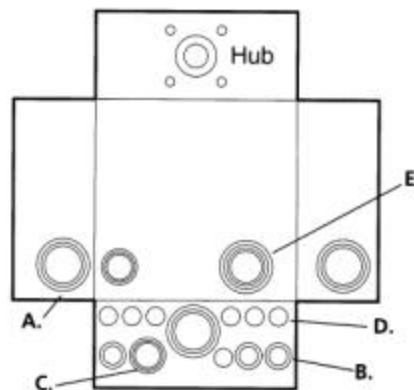


CATALOG NUMBER		SPECIFICATIONS					
Indoor Surface	Outdoor (NEMA3R)	Max. Utility Input Amp	Max. Gen. Input Amps	Gen. Power Inlet-Included	Watt Meters Included	Max. Circuits -Single Pole	Max. Gen. Input kW
TCA0603D	TCA0603DR	60	30	No	No	0	7.5
TCA0606D	TCA0606DR	60	60	No	No	0	15
TCA1003D	TCA1003DR	100	30	No	No	0	7.5
TCA1006D	TCA1006DR	100	60	No	No	0	15
TCA1010D	TCA1010DR	100	100	No	No	0	25
TCA1203D	TCA1203DR	125	30	No	No	0	7.5
TCA1206D	TCA1206DR	125	60	No	No	0	15
TCA1210D	TCA1210DR	125	100	No	No	0	25
TCA1212D	TCA1212DR	125	125	No	No	0	31.25



Indoor TCA Series

- A. 6 K.O.s for 1", 1.25", 1.5" Conduit
- B. 10 K.O.s for .5", .75" Conduit
- C. 6 K.O.s for .5", .75", 1" Conduit
- D. 15 K.O.s for .5" Conduit
- E. 1 K.O.s .75", 1", 1.25", 1.5" Conduit



Outdoor TCA Series

- A. 3 K.O.s for 1", 1.25", 1.5" Conduit
- B. 3 K.O.s for .5", .75" Conduit
- C. 2 K.O.s for .5", .75", 1" Conduit
- D. 7 K.O.s for .5" Conduit
- E. 1 K.O.s .75", 1", 1.25", 1.5" Conduit

